

FOAPAL job aids assume familiarity with current software and processes used on campus. They are designed to highlight changes brought about by the introduction of FOAPAL strings.

USE

The University's e-procurement system for purchasing goods and services.

FOAPAL RELATED CHANGES

Runway Functions	FOAPAL Change
1. Accounting Code Favorites	Create/store FOAPAL strings

ACCOUNTING CODE FAVORITES

Accounting indexes will no longer be used in Runway. The entire FOAPAL string will now be required. Figure 1 (below) shows a snapshot of the updated "Accounting Codes" section with a Runway cart.

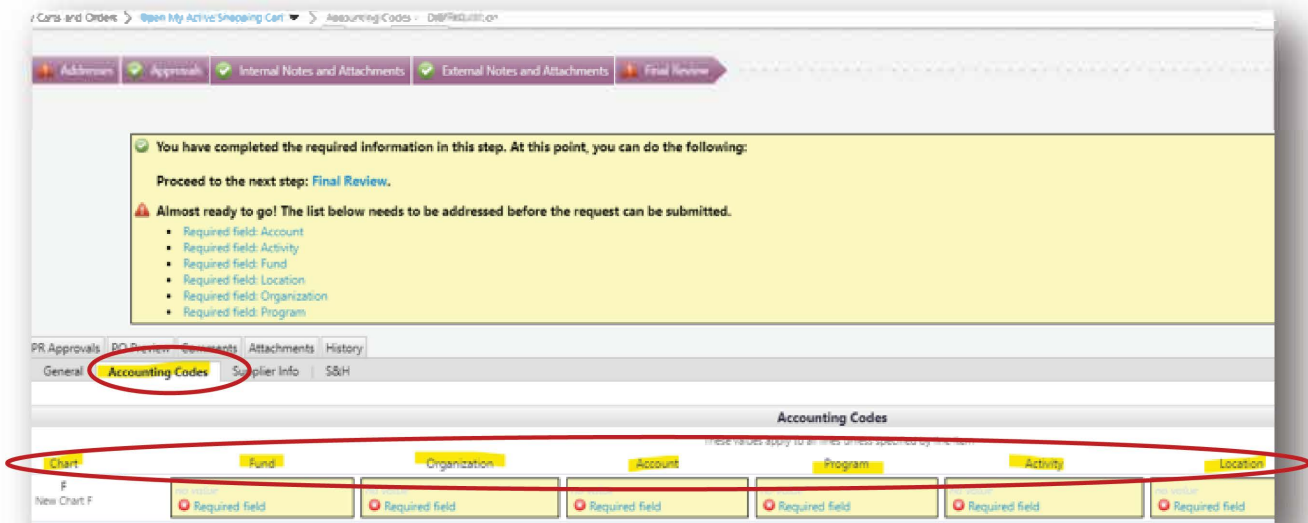




Figure 1: Runway (new), Accounting Codes tab and FOAPAL fields

CREATING ACCOUNTING CODE FAVORITES

Instead of typing in entire FOAPAL strings for any Runway purchase, users may wish to save strings for later purchases and have them auto-populate. The following pictures will explain how.



Users will select View My Profile (Figure 2, below) under the same username dropdown in the upper right-hand corner of the Runway page.

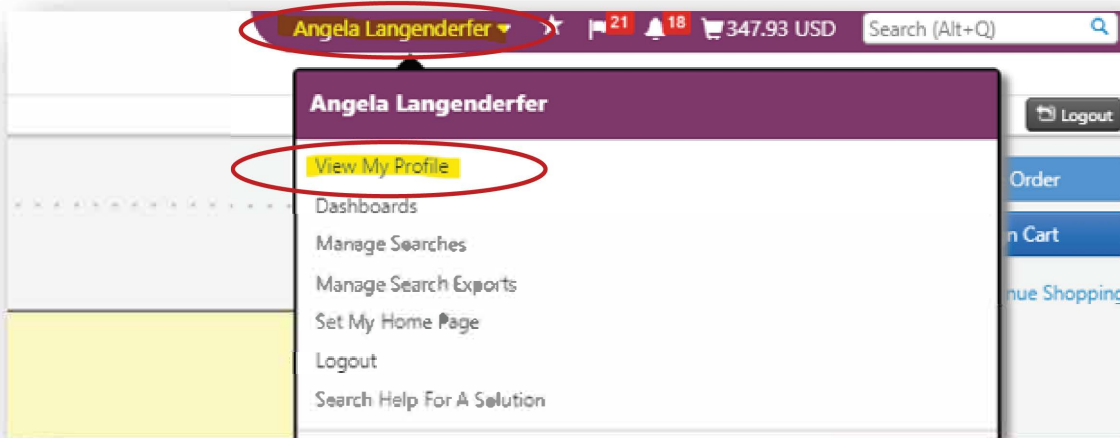


Figure 2: Runway (new), "View My Profile" function under Runway username

Within the View My Profile page, users will select Default User Settings, then Custom Field and Accounting Code Defaults (Figure 3, in red). Under the Code Favorites tab, select Add to begin creating an accounting code favorite (Figure 3, in blue). There is no need to create a code favorite under "Code Favorites for Check Requests & Invoices".

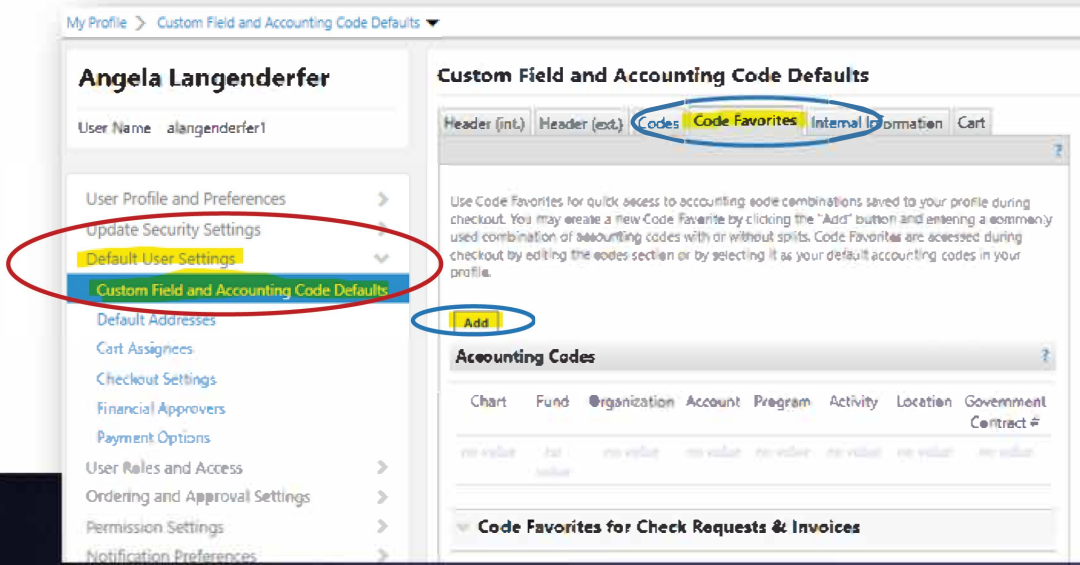


Figure 3: PageUp (new), Custom Field and Accounting Code Defaults menu under Default User Settings

The user should create a Nickname (Figure 4, below) that will help them to identify it for repetitive use of the accounting string favorite (e.g. Biology Dept. Office Supplies). The user should check the box next to **Default** if this is to become a default favorite.

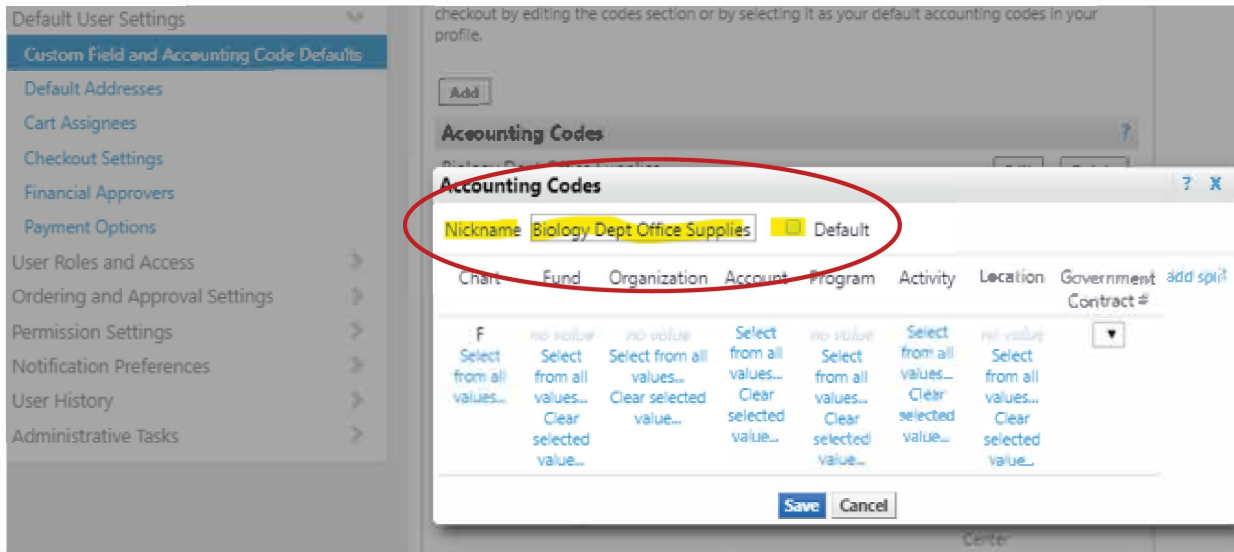


Figure 4: Runway (new), Nickname field and Default option checkbox

Next, in the blue links under the Chart, Fund, Organization, Account, Program, Activity & Location headings, the user should choose “**Select from all values**” (Figure 5, below) link and enter a description or value, “**Search**”, and then choose “**select**”. In this example, Program and Location will not be included because the user anticipates these values changing often.

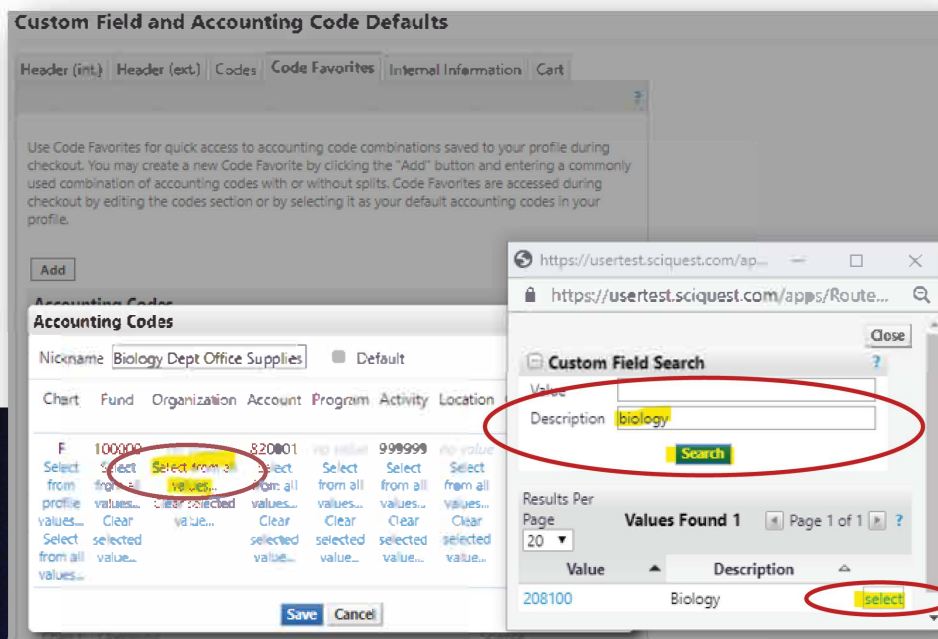



Figure 5: Runway (new), Select from all values and Custom Field Search/ select



After specific accounting codes are added, select “save”. The new code favorite will be displayed, along with an option to “edit” or “delete”. Multiple code favorites can be created with various combinations. It is recommended that any code favorite default is created with at least one blank value to prevent cart submission without users reviewing the Accounting Codes section.

Angela Langenderfer
User Name: alangenderfer1

Custom Field and Accounting Code Defaults

Header (int.) | Header (ext.) | Codes | **Code Favorites** | Internal Information | Cart

Use Code Favorites for quick access to accounting code combinations saved to your profile during checkout. You may create a new Code Favorite by clicking the "Add" button and entering a commonly used combination of accounting codes with or without splits. Code Favorites are accessed during checkout by editing the codes section or by selecting it as your default accounting codes in your profile.

Accounting Codes


Chart	Fund	Organization	Account	Program	Activity	Location	Government Contract #
F	100000	208100	820001	no value	999999	no value	no value
New	General	Biology	Supplies		Unspecified		
Chart F	Operating		- Office Supplies				

My Dept, Gen Operating, Science Center (default)

Chart	Fund	Organization	Account	Program	Activity	Location	Government Contract #
F	100000	208100	no value	no value	no value	C10CA0	no value
New	General	Biology				UD	
Chart F	Operating					Science Center	

Figure 6: Runway (new), saved favorite Accounting Codes and edit and delete buttons

Runway



The next time a cart is created the code favorites will be available. Within the “Accounting Codes” section of the cart, select “edit” to add the accounting codes values.

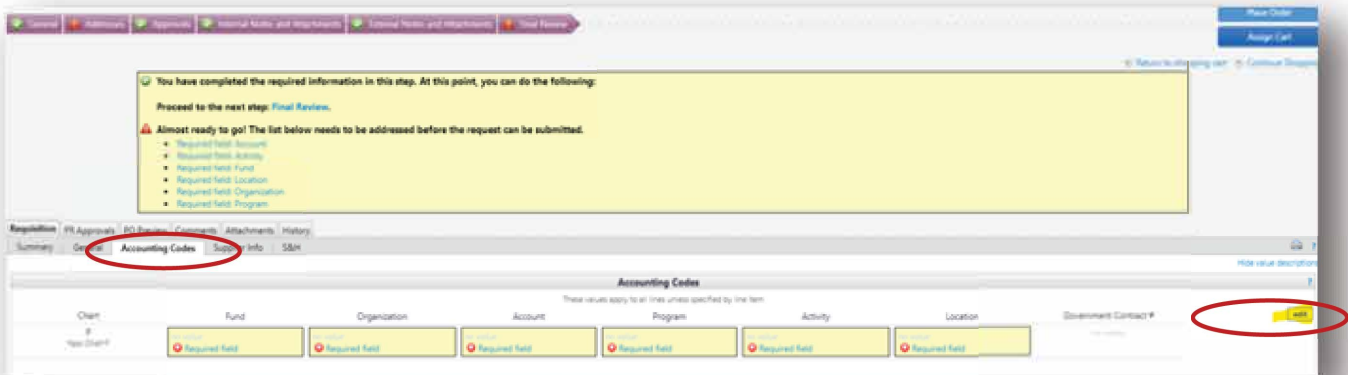


Figure 7: Runway (new), edit button to add accounting code values

Select the nicknamed favorite from the dropdown within the “Select from your code favorites” box. The accounting code values will systematically populate. If necessary, add or correct any missing accounting and “save”.

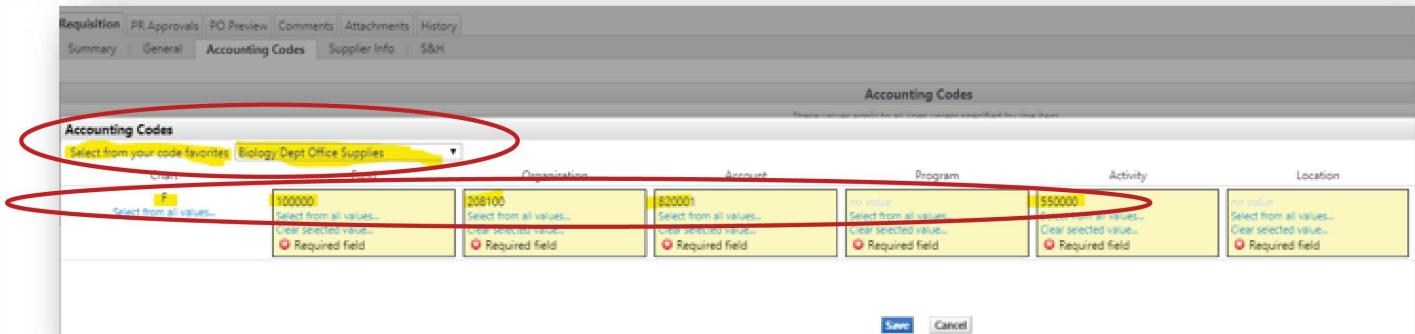


Figure 8: Runway (new), selecting nicknamed favorite; save button